

Year 10 GCSE Information Evening 2024



Mrs Morgan

Head of School



Mr Brooke

Head of Senior School



Introduction

- How GCSEs are now examined
- The new examination expectations in English, mathematics, science, history and geography
- Grade boundaries
- Access arrangements
- Revision techniques
- Revision/support opportunities before, during and after school
- How parents can help us to ensure that all students achieve the grade they need for post 16 education, training or employment



How have GCSEs changed?

- The end of controlled assessment/ coursework in almost all subjects with almost all assessment now being through final exams at the end of Year 11.
- Changes in the type and volume of course content – with more content in some subjects and more challenging content also being introduced.
- The replacement of the grading system based on A*-G grades with a numerical grading system (9-1, with 9 being the highest achievable grade).



GCSE grades and BTEC/vocational grades

How the new grades compare with the old ones

Old grades	New grades
A*	9
A	8
B	7
C	6 5 STRONG PASS 4 STANDARD PASS
D	3
E	2
F	1
G	
U	U

GCSE 9-1 Points		BTEC First Award	
Grade & points	Grade terms	Grade	Points
9		L2 D*	8.5
8			
7		L2 D	7
6		L2 M	5.5
5		Strong Pass (DfE)	
4	Standard Pass (DfE)	L2 P	4
3			
2		Level1 Pass	1.75
1			



Impact of non-attendance on student grades

- Secondary school pupils who did not achieve grades 9 to 4 in English and maths missed 10 or more days.
- A child who is absent one day of school per week, misses an equivalent of two years of their school life.
- 95% of young people with attendance rates below 85% fail to achieve eight or more good grades of GCSE and around one third achieve no GCSEs at all



Attendance Certificate

Molly Williams (11VD)

Summary (01 Sep 2020 - 31 Aug 2021)

Attendances	158	86.8%
Authorised absences	20	11.0%
Unauthorised absences	4	2.2%
Possible attendances	182	

Including

Approved educational activity	0	0.0%
Late before register closes	5	2.7%
Late after register closes	0	0.0%
No reason given	0	0.0%

w/c	Mo	Tu	We	Th	Fr
		G G	G G	/\	/\
07 Sep 2020	/\	/\			
14 Sep 2020				/\	LL

w/c	Mo	Tu	We	Th	Fr
08 Mar 2021	--	--	--	--	--
15 Mar 2021	--	--	--	--	--
22 Mar 2021	--	--	--	--	--

96% +

**Less than 7 days
(14 sessions)**





<https://login.arbor.sc/>

Arbor@canterbury.kent.sch.uk



Monday 24th June	English Literature - Macbeth Extract English Language – Fiction Writing
Tuesday 25 th June	Biology paper 1
Wednesday 26 th June	Maths non-calculator
Thursday 27 th June Geography & History (Students studying both will sit History first)	Geography/History
Friday 28 th June	Chemistry paper 1
Monday 1 st July	Maths- calculator
Tuesday 2 nd July	Clashes and catch up





gcsepod
education on demand

HELP YOUR RESULTS SOAR!

Everything filtered for the curriculums you are being taught.

1000's of short videos ('Pods') covering 27 IGCSE subjects.

We've invested in GCSEPod to help you reach your goals. Join the hundreds of thousands of students using GCSEPod for revision, independent learning and homework today



“ Happy with my results. Shout out to GCSEPod for getting me where I am! ”
Student

“ I ♥ GCSEPod ”
Student

“ GCSEPod saves the day again! ”
Student



New to GCSEPod?
Get started

Login

Username or Email
nat@teacherdemo.com

Password

enter your Office 365 email address

Your password, is your school password.

LOG IN NOW
www.gcsepod.com



Trust SENCO

Mrs Hopper



Some examples of access arrangements

- Reader
- Scribe
- 25% extra time
- 50% extra time
- Supervised Rest Break
- Smaller Room
- Bilingual Dictionaries
- Word Processor



The Joint Council for Qualifications (JCQ)

- When applying for access arrangements we are obliged to work within the framework laid down by The Joint Council for Qualifications (JCQ).
- For the purpose of access arrangements, schools must comply with JCQ procedures. These regulations are very complex and are updated annually.
- Failure to provide this paperwork can constitute malpractice.



Pupils with SEND, medical diagnosis or physical condition

- A determination of SEND (such as ASD/ADHD or Dyslexia), a medical diagnosis/physical condition or social, emotional & mental health itself, **does not automatically entitle a student to access arrangements.**



English

HOME



The GCSE AQA Language Exams

Paper 1: Explorations in Creative Reading and Writing

Time: 1 hour and 45 minutes

- **Section A: Reading.** One Literature Fiction Text. 4 Questions (40 marks)
- **Section B: Writing.** Descriptive or Narrative Writing (40 marks)

+

WORTH 50%

Paper 2: Writers Viewpoints and Perspectives

- **Section A: Reading.** One Non-Fiction text and One Literary Non-Fiction text. 4 Questions. (40 marks)

Time: 1 hours and 45 minutes

- **Section B: Writing.** Writing to present a viewpoint. (40 marks)

+

WORTH 50%

Non-Examination Assessment: Spoken Language

Year 11 GCSE AQA English Language




HOME



Paper 1: 50% (1 hour 45)

- **Section A: Macbeth** [40]


- 2 questions
- 1 extract and 1 theme



- **Section B: Animal Farm** [40]

- 1 question

CLOSED BOOK



Paper 2: 50% (2 hours 15 minutes)

- **Section A: Jekyll & Hyde** [40]

- 2 questions
- 1 extract and 1 theme



- **Section B: Conflict and Unseen Poetry** [40]

- 1 questions on conflict from the anthology
- 1 question on two unseen poems

CLOSED BOOK



English Online Resources

- Mr.Bruff: www.mrbruff.com
- English GCSE Pod: www.gcsepod.com
- PixL English Literature App – PiXLit: <https://englishapp.pixl.org.uk/>
- BBC English Bitesize English Language AQA: <https://www.bbc.co.uk/bitesize/examspecs/zcbchv4>
- BBC English Bitesize English Literature Edexcel: <https://www.bbc.co.uk/bitesize/examspecs/z2whg82>



HOME



Year 10: Focus

Term 5	Term 6
AQA Language Paper 2 Non- Fiction Writer's Viewpoints and Perspectives	AQA Language Speaking and Listening Endorsement Revision

REVISION

Monday 24th June	English Literature - Macbeth Extract English Language – Fiction Writing
------------------	--

English After School Revision

Every Wednesday 3-4pm

Nova Building 700s



HOME



Homework Platforms



gcsepod
education on demand

Poppies by Jane Weir

Sometimes we will ask you to complete homework tasks on GCSEPod.

Please make sure you are able to login to the platform.

This is a great resource for short videos from which you can take notes and develop your subject knowledge.

"He bade me from him call thee thane of Cawdor..."

Drama English Literature 1 Titles - 20 Pods

Macbeth by William Shakespeare - 20 Pods

- Macbeth Plot Overview: Act 1 00:00 / 04:48
- Macbeth Plot Overview: Act 2 00:00 / 04:36
- Macbeth Plot Overview: Act 3 00:00 / 04:49

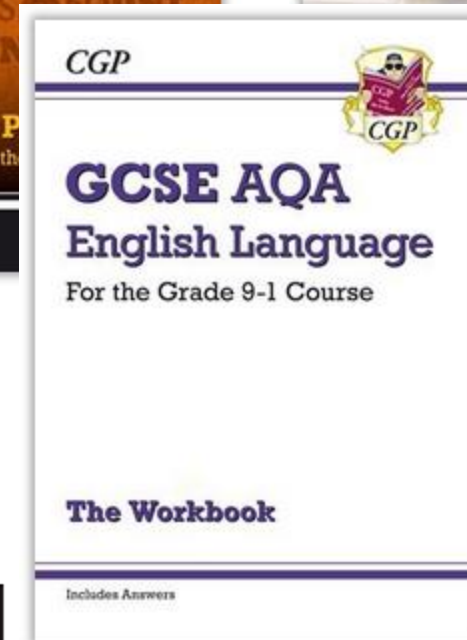

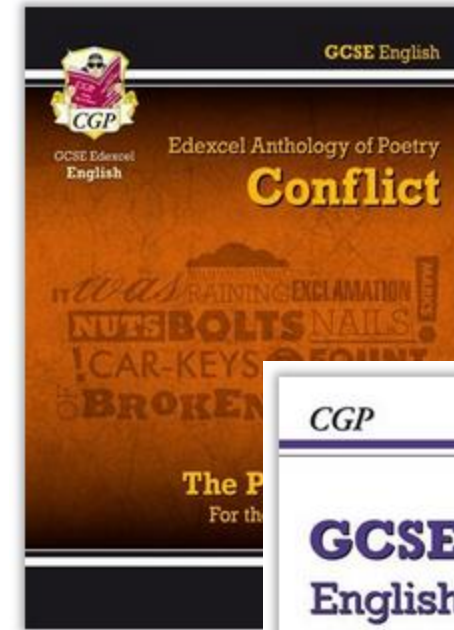


HOME



English Resources

- Attending Y10 revision sessions, Wednesdays 3:00pm-4:00pm
- Wider reading (newspapers, books, articles etc.)
- Practice papers- PIT tasks based on papers completed in class.
- SPaG activities.
- Recapping subject terminology.
- Revision guides from CGP: New GCSE English Language AQA. Revision Guide - for the Grade 9-1 course.
- Mr.Bruff: www.mrbruff.com
- Collins: AQA English Language.
- Examination homework- PIT based on peer assessment and teacher feedback.



Mathematics

HOME



GCSE Maths

Paper 1 – Non-Calculator (90 minutes)

Paper 2 – Calculator (90 minutes)

Paper 3 – Calculator (90 minutes)

Overview of Content

1. Number
2. Algebra
3. Ratio, Proportion and Rates of Change
4. Geometry and Measures
5. Probability
6. Statistics

Assessment Objectives

Weighting

Higher

Foundation

AO1

Understand and apply standard techniques.

- Recall facts.
- Use and interpret notation
- Carry out routine procedures

40%

50%

AO2

Reason, interpret and communicate mathematically.

- Make deductions, inferences and draw conclusions from mathematical information.
- Present arguments and proofs.

30%

25%

AO3

Solve Problems within mathematics and in other contexts

- make and use connections between different parts of mathematics
- interpret results in the context of the given problem
- evaluate solutions to identify how they may have been affected by assumptions made

30%

25%

Questions	Question Title	Score	Clip Number
1	Compare decimal numbers	0 / 1	46
2	Multiple of a number	1 / 1	33
3	Round decimal numbers	1 / 1	56
4	Convert fractions to decimals	1 / 1	73
5	Read and write positive integers	1 / 1	13
6a	Probability of single events on a probability scale	0 / 1	350,351
6b	Probability of single events on a probability scale	1 / 1	350,351
7	Pictograms	4 / 4	426
8a	Read coordinates in the first quadrant	1 / 1	199
8b	Read coordinates of a point on the y-axis	1 / 1	199
8c	Plot coordinates on a grid	1 / 1	199
9a	Write ratios as fractions	1 / 1	330
9b	Write ratios in the form 1:n or n:1	0 / 2	331
10	Fractions (worded problems)	4 / 4	80
11	Reflect a shape in a vertical line	2 / 2	639
12a	Number machines (find output)	0 / 1	152
12b	Number machines (find input)	0 / 2	177
13a	Scale diagrams with bearings	0 / 1	869
13b	Scale diagrams with bearings	0 / 3	869

For each Math's Paper sat students will get a personalized list of red, amber and green topics.


All topics will be linked to Sparx Maths. Students can put these clip numbers into Sparx to target their red topics.

A PIT task will be completed in lesson to address topics in which students did not achieve full marks.




Find topics

My activity


Compulsory


XP Boost


Target


Independent Learning

Search for topics:


Your curriculum:

Default level:

Select a topic:

Number 

Algebra 

Ratio and Proportion 

Geometry 

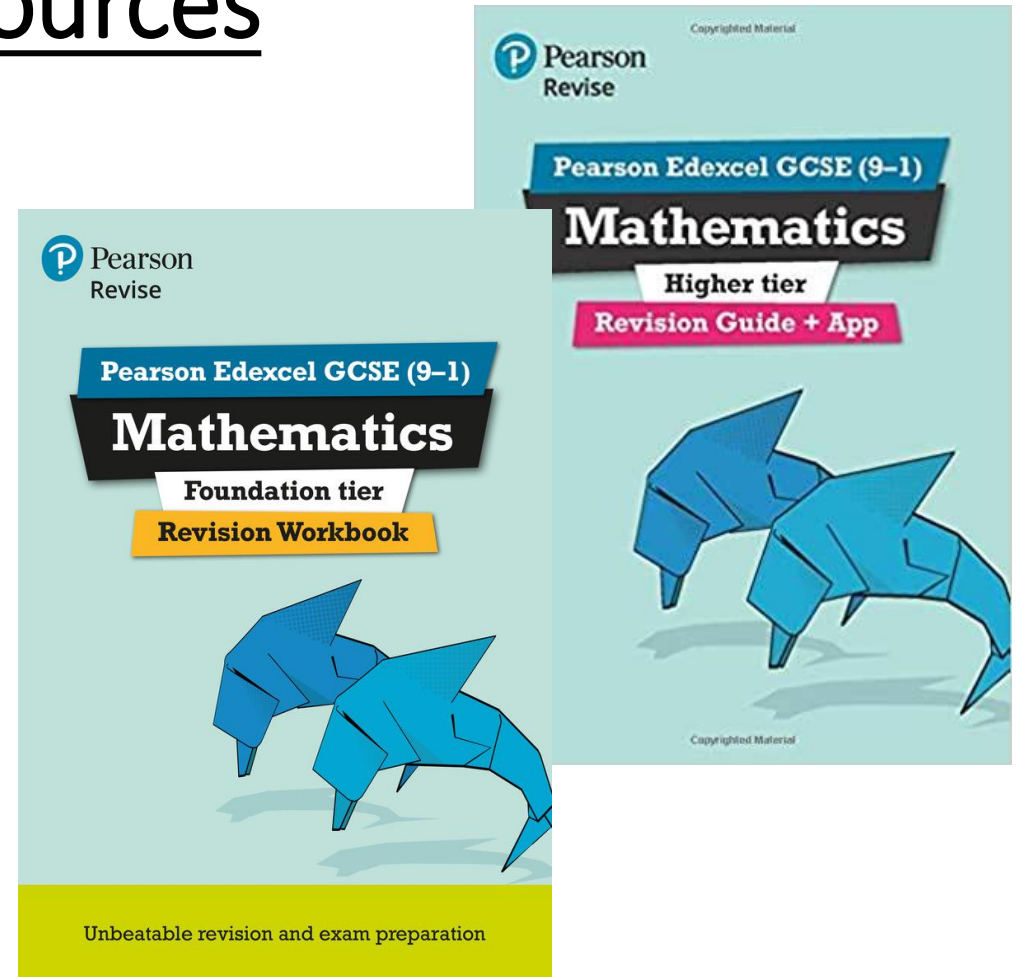
HOME



*In partnership with Simon Langton  Grammar School for Boys to provide
A grammar school band for boys and girls in a comprehensive school for all the talents*

Mathematics Resources

- Using Sparx Maths to target Red topics and complete the Sparx Revision Checklist (on Satchel One).
- Attending revision sessions, Monday 3:00pm-4:00pm
- Practice papers – ask your maths teacher or complete online at onmaths.com or mathsgenie.co.uk
- Ask your teacher for help on topics you are unsure on.
- In Y11 students will be provided with a GCSE Revision Guide and Revision Workbook.



Mathematics Online Resources

- Sparx Maths: <https://sparxmaths.uk>
- Maths Genie: <https://www.mathsgenie.co.uk/gcse.html>
- Corbett Maths: <https://corbettmaths.com/>
- GCSE Pod
- On Maths: <https://www.onmaths.com/>
- Pearson Revise App
- BBC Bitesize (Edexcel): <https://www.bbc.co.uk/bitesize/examspecs/z9p3mnb>



HOME



Science

HOME



Topics for EoY Examination

Biology

- Cell Biology
- Organisation
- Infection and Response
- Bioenergetics

Chemistry

- Atomic Structure and the Periodic Table
- Bonding, Structure and the Properties of Matter
- Quantitative Chemistry
- Chemical Changes
- Energy Changes

Physics

- Energy
- Electricity
- Particle Model of Matter
- Atomic Structure



EoY Examination

Triple Science (3 Separate GCSEs)

3 examinations in total

- 1x Biology (in hall) - **Tuesday 25th June**
- 1x Chemistry (in hall) - **Friday 28th June**
- 1x Physics (in lesson) - **Date TBC**

Each 100 marks

Each 50% of their respective GCSE qualification

Each 1 hour 45 minutes

Combined Science (2 GCSEs)

3 examinations in total

- 1x Biology (in hall) - **Tuesday 25th June**
- 1x Chemistry (in hall) - **Friday 28th June**
- 1x Physics (in lesson) - **Date TBC**

Each 70 marks

Each 16.67% of the total GCSE qualification

Each 1 hour 15 minutes

HOME




What are my GAPS?

Use the mock examination PLCs to help guide revision.

Year 11 PHYSICS Personalised Learning Checklist

'I Can' Statements	Question	Marks	R	A	G
I can recall and describe basic energy transfers	1a	/2			
I can calculate efficiency, useful and wasted power output	1b	/2			
I can describe what it means to be 'efficient'	1c	/2			
I can recall renewable and non-renewable energy resources	2a	/2			
I can evaluate the environmental impact of energy resources using data provided	2b	/4			
I can recall the formula for energy transferred, power and time	3a	/1			
I can calculate the energy transferred in a system	3b	/3			
I can recall and describe features and dangers of the different types of radiation	4a, 4b, 4c & 5e	/5			
I can recall and describe the factors that affect the rate of heat transfer	4d & 4e	/3			
I can recall and describe the factors that affect the rate of heat transfer	5a	/1			



For each Science exam taken, students will receive a **PLC** (Personalised Learning Checklist) of red, amber and green topics.

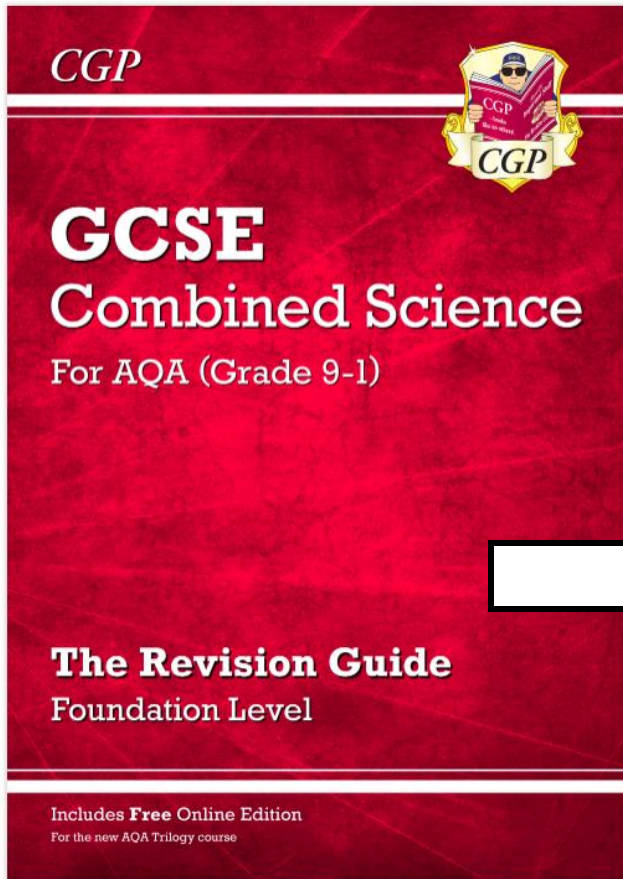
A 'Personal Improvement Task' will be completed in lesson to address topics in which students did not achieve full marks. This will help to close any learning gaps that they may have.

The **PLCs** (personalised learning checklists) help students to identify their strengths and areas of development. These should be used to best target revision topics.

HOME

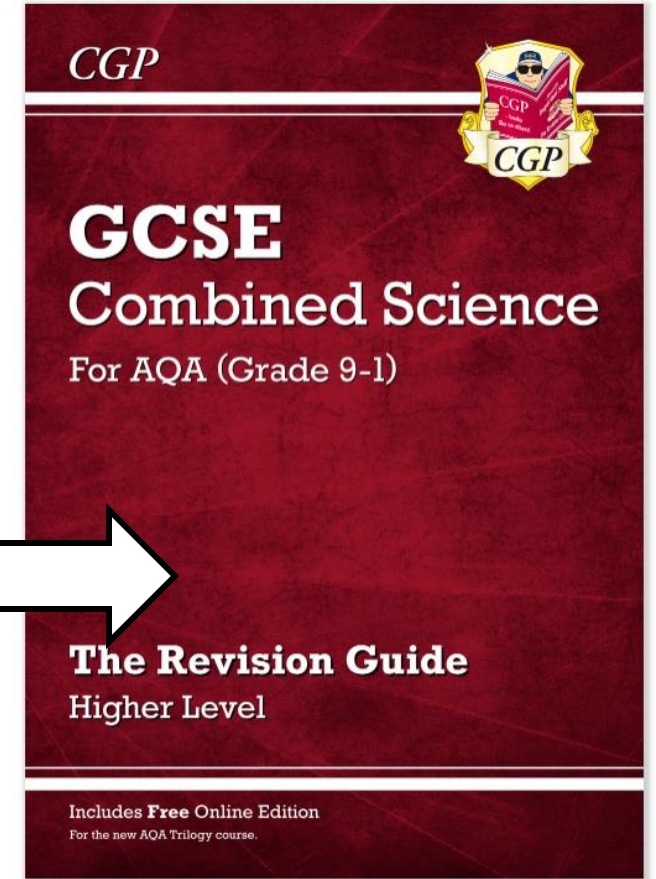


Revision Guides



All students received a revision guide in Year 10

Those who excel in the Foundation Tier mock examinations can swap their revision guide for a Higher Tier one.



HOME

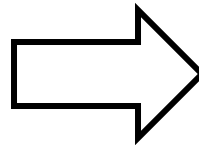


Online / Active Learning

All online resources below are ideal for revisiting classwork, or for reviewing topics. Use your Personalised Learning Checklists to choose the areas to focus on.



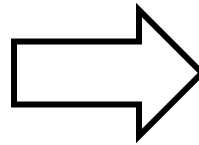
<https://www.gcsepod.com/>



We have purchased individual accounts for students. Login in with the 'sign in with Office365' button. Contains video tutorials and exam preparation resources.



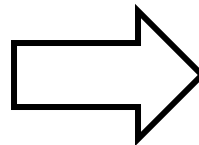
<https://www.bbc.co.uk/bitesize>



Free online access. No login required. Contains summaries of all Science topics and key points to remember, including videos and practice tests.



<https://www.physicsandmathstutor.com/>



Free online access. No login required. NOT JUST FOR PHYSICS AND MATHS. Contains summaries of all Science topics and key points to remember, including videos and practice tests.

HOME



Revision Sessions

Science revision sessions are scheduled
every Thursday 3pm – 4pm
in rooms 61, 62, 63, and 64

In addition, Mr Ayling runs a further
Physics revision session scheduled
every Friday 3pm – 4pm
in room 72

- Recap what you have learnt that week.
- Request help on homework.
- Improve your learning gaps.
- Ask any questions you may have about Science.



The Canterbury Academy

A school for all the talents

Humanities

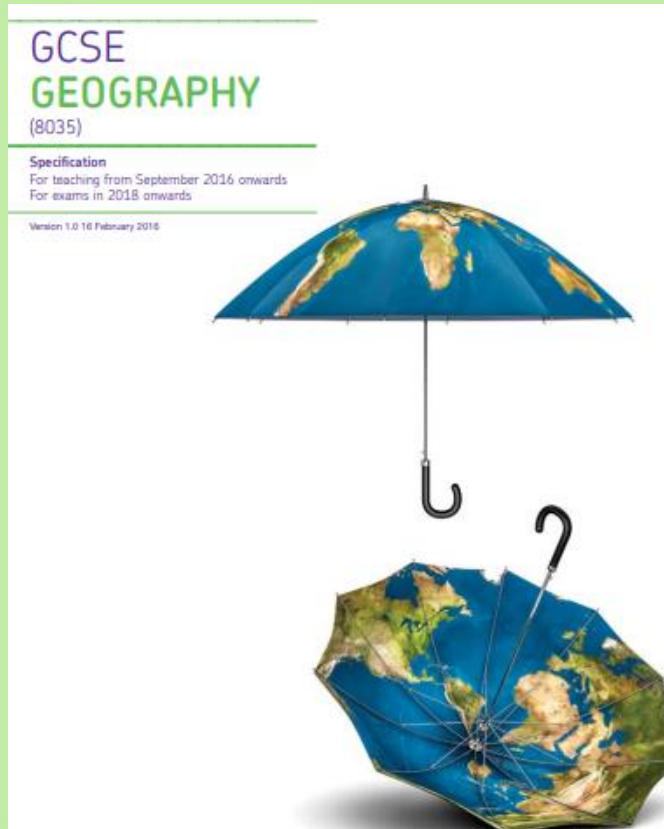


*In partnership with Simon Langton  Grammar School for Boys to provide
A grammar school band for boys and girls in a comprehensive school for all the talents*

HOME



Geography



June Paper: 1 hour 30 minutes
Physical and Urban Issues



1 hour 30 mins

Urban Issues and Challenges

- Know how we can make our urban spaces more sustainable.
- Know what urban sprawl is.
- Know the opportunities and challenges of urban growth in an LIC/NEE (eg Rio)

The Living World

- Know how animals and plants can be adapted to their environment.
- Know the importance and value of the rainforest.
- Know the opportunities and challenges to development in a cold environment (eg Alaska)

UK Physical Landscapes

- Know some erosional and depositional landforms for rivers and coasts.
- Know some different management strategies for rivers and coasts and advantages and disadvantages.



PLCs

What are my GAPS?

<u>UK Physical landscapes</u>	
Explain the different relief across the UK	Green
Read a cross section of contour lines on an OS map	Yellow
<u>Coastal landscapes in the UK</u>	
Describe and explain the characteristics of both constructive and destructive waves	Yellow
Explain the different types of sub aerial processes (weathering and mass movement)	Red
Describe the different types of erosion and explain how a variety of associated landforms are created	Green
Describe how deposition and long shore drift create a number of different landforms	Green
Know a named case study and explain how different processes and factors have influenced the coast	Yellow
Study a coastal area using an OS map and pick out features using the key	Green
Describe the different types of weathering techniques	Red
Explain the different types of weathering techniques	Red
Describe the different types of weathering techniques	Yellow

After each mock, students are given a **PLC** (personalised learning checklist). This identifies their strengths and areas of development. These should be used to target revision topics.

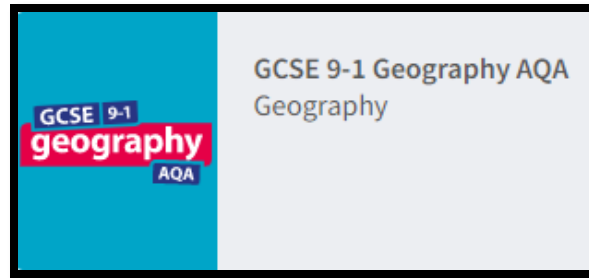
- ✓ RAG your knowledge on the different topics, make sure you then act upon this with revision. **Know geographical processes and case studies. You must be able to apply your knowledge and understanding using detailed examples and case studies.**
- ✓ **Know and learn** the geographical terminology (key terms). **These are really important!**
- ✓ **Make use of** revision guides and revision materials given to you. Make sure any you use are for the AQA exam board, if you are not sure, ask your teacher.
- ✓ **Use Seneca**
You should have logged in with a class code given to you by your Geography teacher. If you haven't, see your teacher!
- ✓ Learn from previous examination practice and keep on practicing examination questions!

Online / Active Learning


GCSE Geography

Step 1: Login with Microsoft

Step 2: Scroll down to find:



Step 3: Click on digital book



HOME



Online / Active Learning



Seneca.com



Lessons, Resources, Assessment,
and Kerboodle Books

[Discover how Kerboodle can support you](#)



Online textbook Kerboodle.com

Sign in Redeem book code

Username/Email

Password

Institution Code ⓘ

[Sign in](#) [Forgot password?](#)

OR

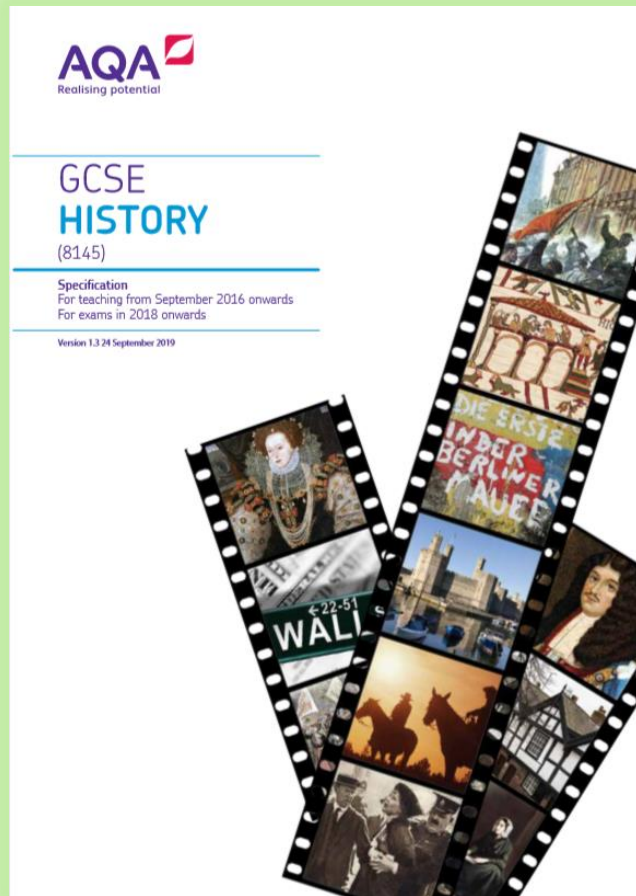
Sign in with Google

Sign in with Microsoft

[Need help?](#)

HOME





June Paper: 2 hours

**Conflict and Tension in Asia
Germany 1890-1945**



History June Mock Exam

2 hours: Conflict and Tension in Asia Germany 1890-1945

Germany:

Germany under the Kaiser
Germany during WWI
The Early years of the Weimar Republic in
Crisis 1918 - 1923
The Stresemann years / Golden Age
The Fall of the Weimar Republic / Rise of the
Nazi Party
From Chancellor to Dictator
Life under the Nazi's 1932 - 1945

Asia:

Origins of the Cold War in Europe
Rise of tensions in Korea
The Korean War
Aftermath of Korea
French Indo China / First Indo China War 1945 - 1954
Civil War under Diem 1954 - 1963
Americanization of the War 1963 - 1968
Vietnamization and the end of American involvement
in Vietnam 1969 - 1973



PLCs

What are my GAPS?

Cold War in Asia

Mark on how confident you are with each topic and what you need to do, use this as a checklist for your revision notes and then to keep track of the topics you have revised. Tick and date once you have completed the tasks.

Topic	How confident am I?			I have made my revision notes on this topic	I have revised this topic	I am confident on this topic	Evidence
	I could teach	I would need to look at my notes	I don't know				
Key topic 1: The Korean War							
European causes of conflict in Korea e.g. Berlin Airlift							
Causes and consequences of dividing Korea							
Events leading to the outbreak of war in Korea							
Events of the Korean War and how the war developed into an international conflict							
Explanation and evaluation of how the war became a stalemate.							
Analysis of why MacArthur was replaced and how a peace treaty was signed.							
Legacy and consequences of the Korean War.							
Key topic 2: Origin of Conflict in Vietnam							
History of French Colonial Vietnam and World War II							

HOME

✓ RAG your knowledge on the different topics. Make sure you then act upon this with revision. **You must be able to apply your knowledge and understanding using detailed examples of events / people / places.**

✓ Learn from previous examination practice and keep on practicing examination questions!

✓ **Know and learn your key terms. These are really important!**

✓ **Make use of GCSE Pod and revision materials given to you.**

✓ **Use Kerboodle to access the online textbook. Log in with Microsoft.**

After each mock, students are given a PLC (personalised learning checklist). This identifies their strengths and areas of development. These should be used to target revision topics.


Online Textbooks



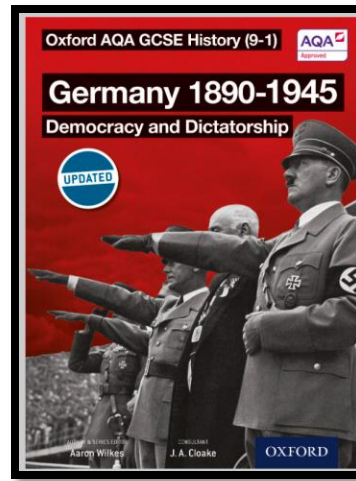

History GCSE

Step 1: Login with Microsoft

Step 2: Scroll down to find:



Step 3: Click on the book you want.



HOME



Online / Active Learning



Seneca.com



Lessons, Resources, Assessment,
and Kerboodle Books

[Discover how Kerboodle can support you](#)



Online textbook Kerboodle.com

Sign in Redeem book code

Username/Email

Password

Institution Code ⓘ

[Sign in](#) [Forgot password?](#)

OR

[Sign in with Google](#)


[Sign in with Microsoft](#)

[Need help?](#)

HOME



RE



June Paper: 1 hour
Study of Religions and Thematic Studies



RE June Mock Exam

1 hour: Study of Religions and Thematic Studies

Study of Religions

Christian Beliefs unit:

- Nature of God (e.g. omni words)
- Heaven and Hell
- Importance of Jesus' birth, crucifixion and resurrection

Islam Beliefs unit:

- Evaluation skills looking at the 6 articles of faith

Thematic Studies

Relationships and Families:

- Religious attitudes to LGBTQ+
- Religious attitudes to divorce and remarriage
- Religious attitudes to family planning

Religion and Life

- Evaluation skills on religious attitudes to when life begins and ends (abortion and euthanasia)




PLCs

What are my GAPS?

Islam	Red	Amber	Green	Revised
Beliefs				
Oneness of God			Green	
Beliefs of Sunni Islam and Shi'a Islam	Red			
Nature of God			Green	
Angels				
Predestination		Amber		
Life after death				
Prophethood: Adam and Ibrahim		Amber		
Muhammad and the Imamate				
Holy books			Green	
Practices				
Five Pillars, Ten Obligatory Acts,				
Shahadah: declaration of faith				
Salah: daily prayers				
Sawm: fasting during Ramadan				

After each mock, students are given a **PLC** (personalised learning checklist). This identifies their strengths and areas of development. These should be used to target revision topics.

- ✓ RAG your knowledge on the different topics, make sure you then act upon this with revision. **You must be able to apply your knowledge and understanding using detailed examples of beliefs and practices.**
- ✓ **Know and learn your key terms. These are really important!**
- ✓ **Make use of GCSE Pod and revision materials given to you.**
- ✓ **Use Kerboodle** to access the online textbook. Log in with Microsoft.
- ✓ Learn from previous examination practice and keep on practicing examination questions! HOME 

Online / Active Learning





RE GCSE

Step 1: See previous slide

Step 2: Scroll down to find



Step 3: Click on digital book:



HOME



Online / Active Learning



Seneca.com



Lessons, Resources, Assessment,
and Kerboodle Books

[Discover how Kerboodle can support you](#)



Online textbook Kerboodle.com

Sign in Redeem book code

Username/Email

Password

Institution Code i

[Sign in](#) [Forgot password?](#)

OR

Sign in with Google

Sign in with Microsoft

[Need help?](#)

HOME

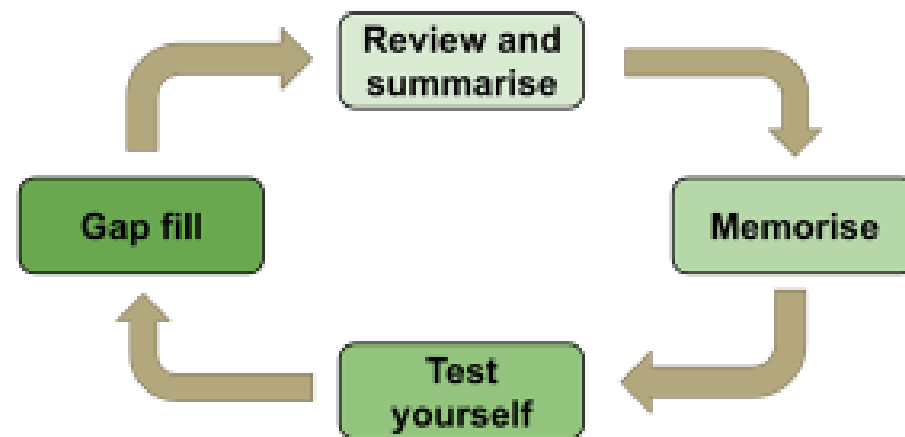


Mr Rattigan- Heads of Year 10
Mrs Bonneywell- Senior Head of Learning



How to Revise Effectively

- You **must do something** with the information you are trying to learn. Simply re-reading notes, a textbook, or highlighting notes will not help you retain the information.
- **Review and Summarise** – Identify key points and gaps in your knowledge. It can be tempting to go back over topics you feel confident with but make yourself revise the topics where you have gaps in your knowledge.
- **Memorise** - Revise using techniques that are best for you and practice revising 'Better Not Harder'.
- **Test Yourself** – once you have revised a topic test yourself on it with a practice exam question.
- **Gap Fill** – After you have tested yourself identify any knowledge and gaps. Re-revise the sections where you did not get the answer right



Revision Technique Ideas

Use your revision guide for guidance on different revision techniques

Chunking – breaking information up into small chunks.



Association – link objects and ideas with each other.



Mnemonics – memory tool to help you remember something.



Revision Jigsaw Puzzle

Revision cards and highlighters – you have got these in your equipment pack

Mnemonics

because


b
c
d
e
f
g
h
i
j
k
l
m
n
o
p
q
r
s
t
u
v
w
x
y
z



Rote Learning - read it again, and again, and again, and again



Physical Journey – create a picture journey and layer information



Useful Link - <https://www.bbc.co.uk/bitesize/articles/zxq76rd>


When revising you could do the following

1. Read through your books.
2. If you do not understand something, ask somebody.
3. Choose the memory tricks that work best for you.
4. Create posters to help you to organise information.
5. Create cards with key points and practise.
6. Use past papers to practise answering questions.





BBC
news
beat



Dealing with exams

- [Dealing with exams:](#)
- Support- Even though you may be terrified about the exams too, this is a really tough time for lots of children.
- [Expert advice says:](#)
- The main thing children need when they are revising is peace, calm and stability at home. They already have enough worries at school and pressure revising.
- Link: <https://www.bbc.co.uk/programmes/articles/1XBINWwvl3wYrHb9hGDTPCI/top-tips-for-parents-from-the-mind-set-experts>



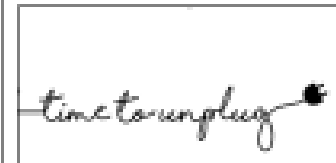


Tips on Preparing for Exams

Take regular short breaks - Studying for hours and hours will only make you tired and you will find it difficult to concentrate, which may make you even more anxious.

Reward yourself - For example, you could take a long bath or watch a good movie once you have finished your revision session.

Do something physical - When you're not revising, use your spare time to get away from your books and do something active. Exercise is good for taking your mind off stress and keeping you positive, and it will help you sleep better.



Get some sleep - Brain recall becomes stronger after sleep and information becomes easier to access.

Unplug – Electronic devices can be very distracting. Put any devices you are not using out of site, stay off social platforms when revising and turn off your notifications

Ask for help - If you're feeling stressed, it's important to talk to someone you trust, such as a family member, teacher or a friend. Lots of people find exams difficult to deal with, so do not be embarrassed to ask for support.

Useful Link

<https://www.nhs.uk/mental-health/children-and-young-adults/help-for-teenagers-young-adults-and-students/tips-on-preparing-for-exams/>

Revision Planners

Revision planning booklets are available for you

EXAMPLE GRID: This is an example of how you might want to personalise a timetable grid to your own personal circumstances. This particular timetable would be for a Saturday or Sunday or on a day in the school holidays

- This model is based on 45 minute 'chunks'.
 • E.g. Revise 2 chunks in each block i.e. 20 minutes + 5 min break + 20 mins
 • 'Grey-out' additional times when you will not be able to revise due to unavoidable commitments

	9-9.45	10-10.45	11-11.45	12-12.45	Lunch	2-2.45	3-3.45	4-4.45	5-5.45	Evening
Monday	Science II (insert 2 topics) II topic ending	Geography (insert 2 topics)	HISTORY (insert 2 topics)	insert 2 topics	Free Time	Music (insert 2 topics)	PE (insert 2 topics)	Business (insert 2 topics)	French (insert 2 topics)	Free Time
Tuesday	Science (insert 2 topics)	English (insert 2 topics)	Business (insert 2 topics)	PE		PE	PE	PE		

Week Beginning: Monday 10th December 2022

REVISION SCHEDULE - For Jan to May, June 2 not scheduled, subject to personal

	Mon	Tue	Wed	Thu	Fri	Sat	Sun
Monday							
Tuesday							
Wednesday							
Thursday							
Friday							
Saturday							
Sunday							

Make a plan and stick to it



Rising Stars Breakfast Club

This is a quiet space for Year 10 to revise and complete your Kent Choices application form, with a free breakfast and drink



Monday – Friday
Room 8 from 8am-8.45am



Excellence in Lessons Cards

Excellence cards will be handed out to pupils that are highlighted as working above and beyond in lessons.

When a pupil receives five excellence cards, they can exchange them for a £5 Amazon voucher.



About Place2Be



We provide universal mental health support and targeted child counselling in schools, including primary, secondary and all-through schools, across England, Scotland and Wales

We offer:

- In-school mental health support for pupils, families and school staff
- Face-to-face and online training for school leaders and school staff
- Reflective supervision and supportive forums for school leaders and school staff
- Accredited qualifications up to Level 7 Postgraduate Diploma

Each school has a dedicated Place2Be mental health professional who is an integral part of the school team

They work closely with pupils, families and staff to improve emotional wellbeing and provide mental health support for the whole school



Link: https://www.place2be.org.uk/exams?gclid=EAIaIQobChMIrs2n34L2ggMVt4BQBh2frAfGEAAYASAAEgLRsvD_BwE



Mr Brooke

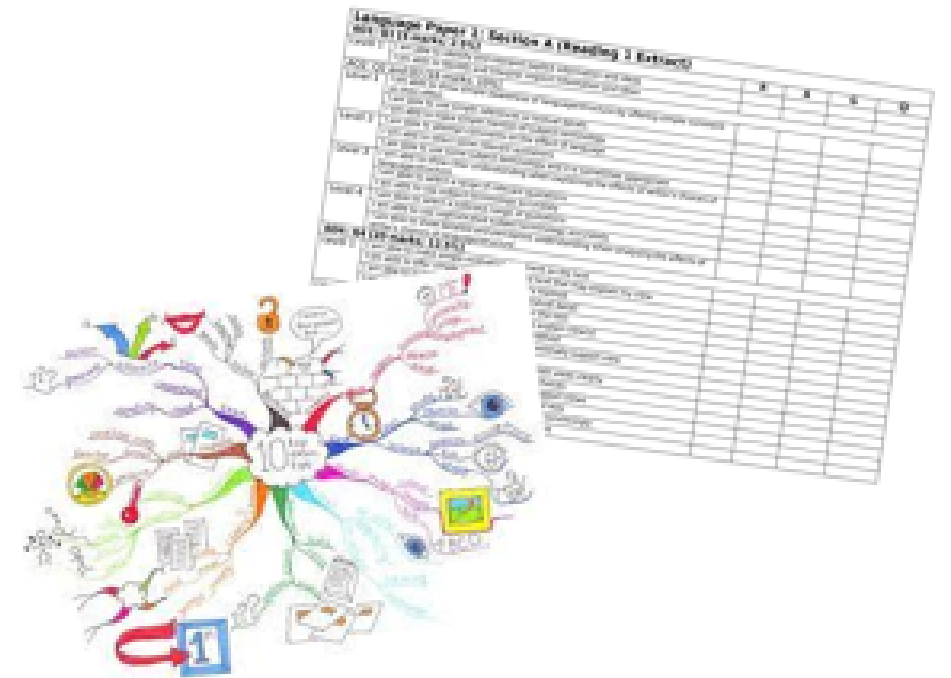
Head of Senior School



Next Steps

- Take the opportunity to speak to your teachers at parents' evening.
- Use your personal learning checklists to familiarise yourself with your strengths and areas for development.
- Get yourself organised by creating a revision timetable and find revision techniques that suit you.
- Ensure you are attending mentoring every morning and try and attend as many afterschool support sessions as possible.
- Speak to your mentor and class teachers for support with your academic studies.
- Create a plan and stick to it.

If you have any questions or concerns, please do not hesitate to contact Mr Brooke on jbrooke@Canterbury.kent.sch.uk or Ms Phillips on lphillips@Canterbury.kent.sch.uk



Stay
Positive
WORKHARD
Make it Happen



What do 'dogged' and 'determined' mean?

- Being 'dogged' means being very determined to do something, even if it is very difficult.
- Being 'determined' means wanting to do something very much and not allowing anyone or any difficulties to stop you.

